



The Parents' Guide to Google Classroom

What is Google Classroom?

Think of Google Classroom (GC) as your child's digital link to learning.

Teachers use GC to share assignments, homework, newsletters, and much more with students AND parents!



Getting Started



Your child was provided with a secure login and password that is unique to them.

Check with his/her teacher to obtain this private information OR ask them to add you as a parent via email!

Getting Started



1

Click on the Google
Chrome browser
icon.

Getting Started



2 Type www.google.com
into your web
address bar.

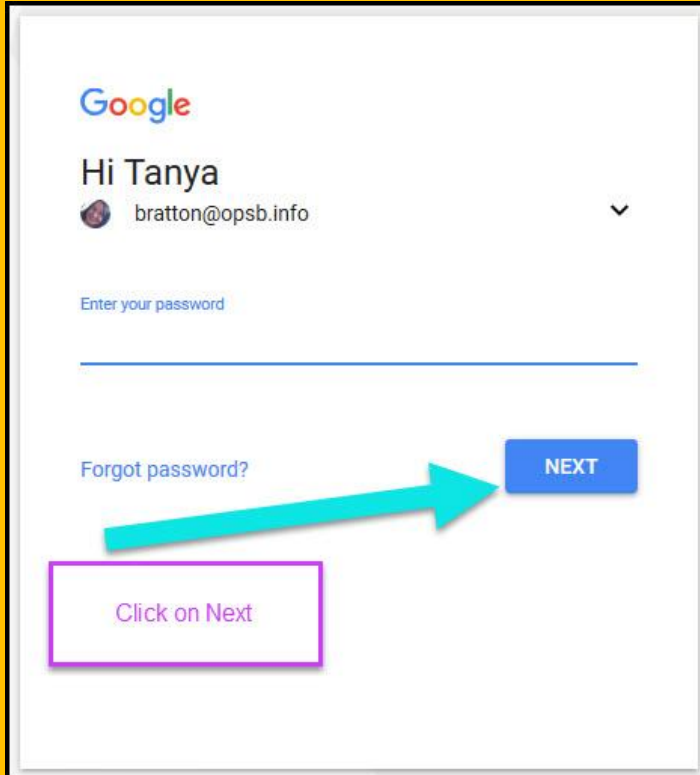
Getting Started



3

Click on **SIGN IN** in the upper right hand corner of the browser window.

Getting Started

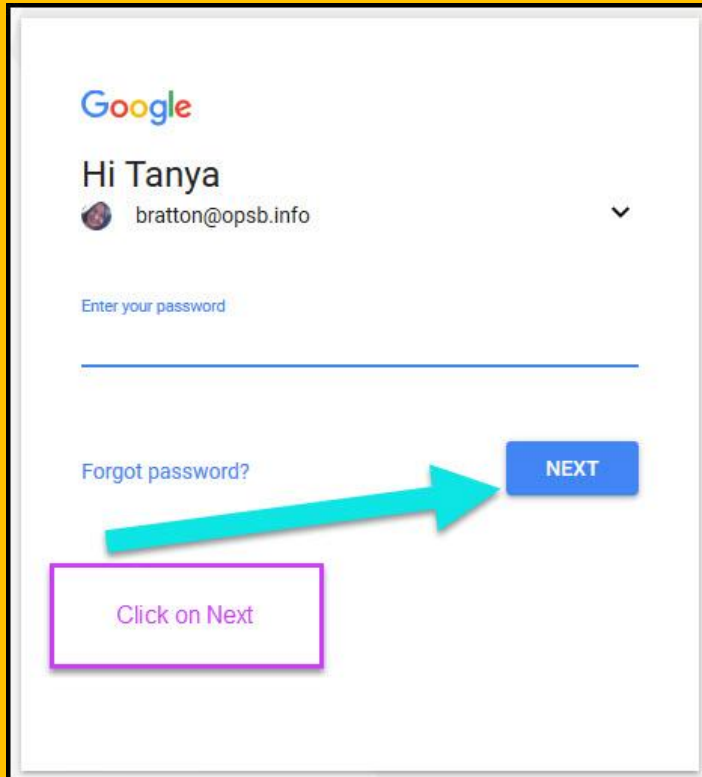


A screenshot of the Google login interface. At the top left is the Google logo. Below it, the text "Hi Tanya" is displayed next to a small profile icon and the email address "bratton@opsb.info". A dropdown arrow is visible to the right of the email. Below this is a password entry field with the placeholder text "Enter your password". Underneath the password field is a link that says "Forgot password?". To the right of the password field is a blue button labeled "NEXT". A large cyan arrow points from a purple-bordered box containing the text "Click on Next" to the "NEXT" button.

4

Type in your child's
Google Email address
& click "next."

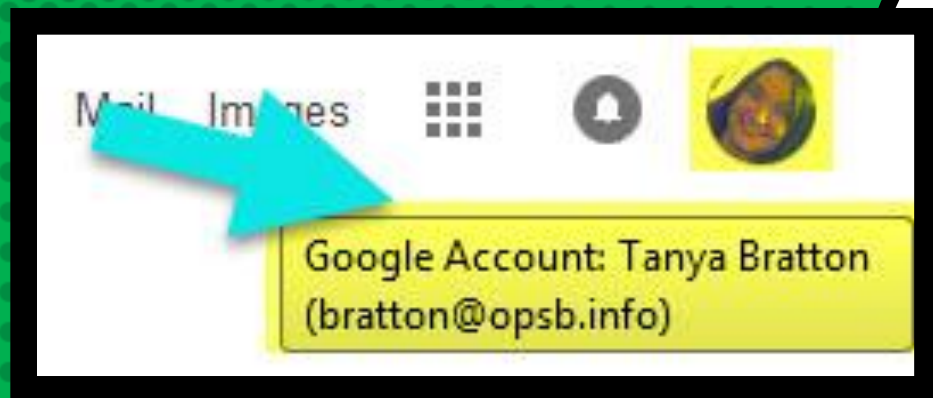
Getting Started



A screenshot of a Google account login interface. At the top is the Google logo. Below it, the text 'Hi Tanya' is displayed next to a small profile picture and the email address 'bratton@opsb.info'. A dropdown arrow is to the right of the email. Below this is a password entry field with the placeholder text 'Enter your password'. Underneath the password field is a link that says 'Forgot password?'. To the right of the password field is a blue button labeled 'NEXT'. A large cyan arrow points from a purple-bordered box containing the text 'Click on Next' to the 'NEXT' button.

5

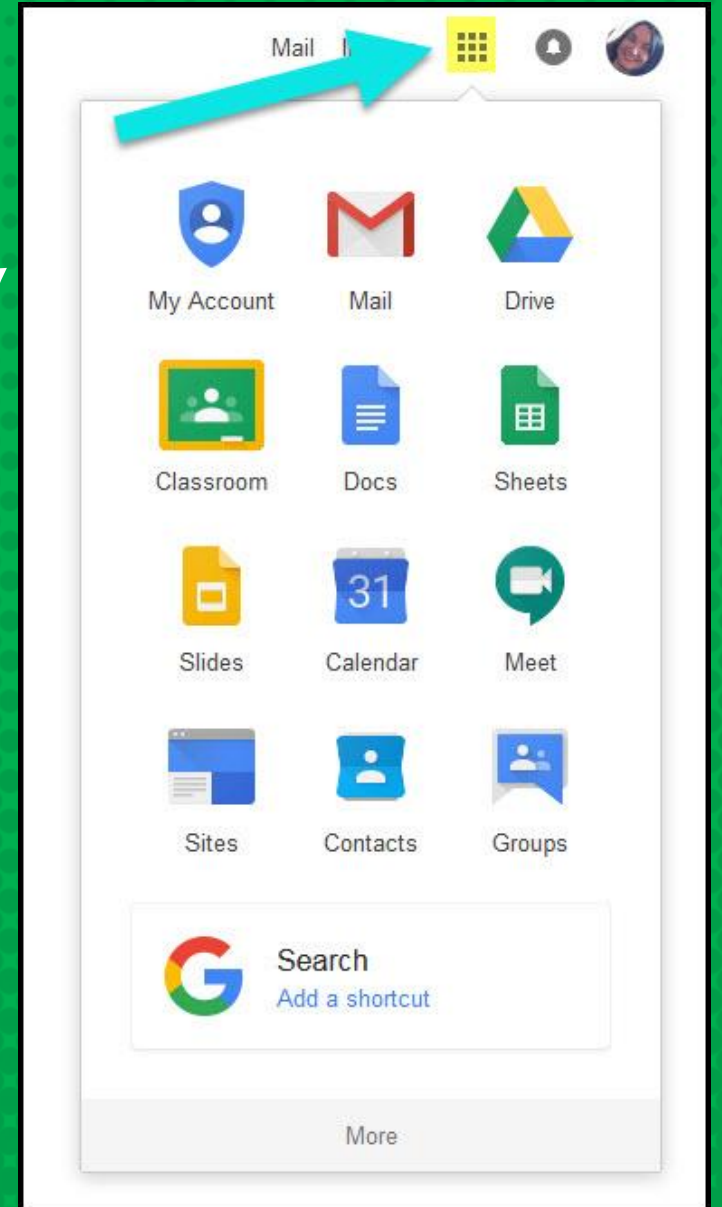
Type in your
PASSWORD
& click "next."



NOW YOU'LL SEE
that you are signed in to
your Google Apps for
Education account!

GOOGLE SUITE

Click on the 9 squares
(Waffle/Rubik's Cube) icon in the
top right hand corner to see
the Google Suite of Products!



GOOGLE ICONS TO RECOGNIZE:



CHROME



DOCS



DRIVE



SLIDES



SHEETS



FORMS



CALENDAR



EMAIL



PHOTOS



MAPS



KEEP



CLASSROOM



MEET



HANGOUTS



SITES



CONTACTS



CLOUD



CLOUD SEARCH



YOUTUBE




NEWS



VAULT



MY ACCOUNT

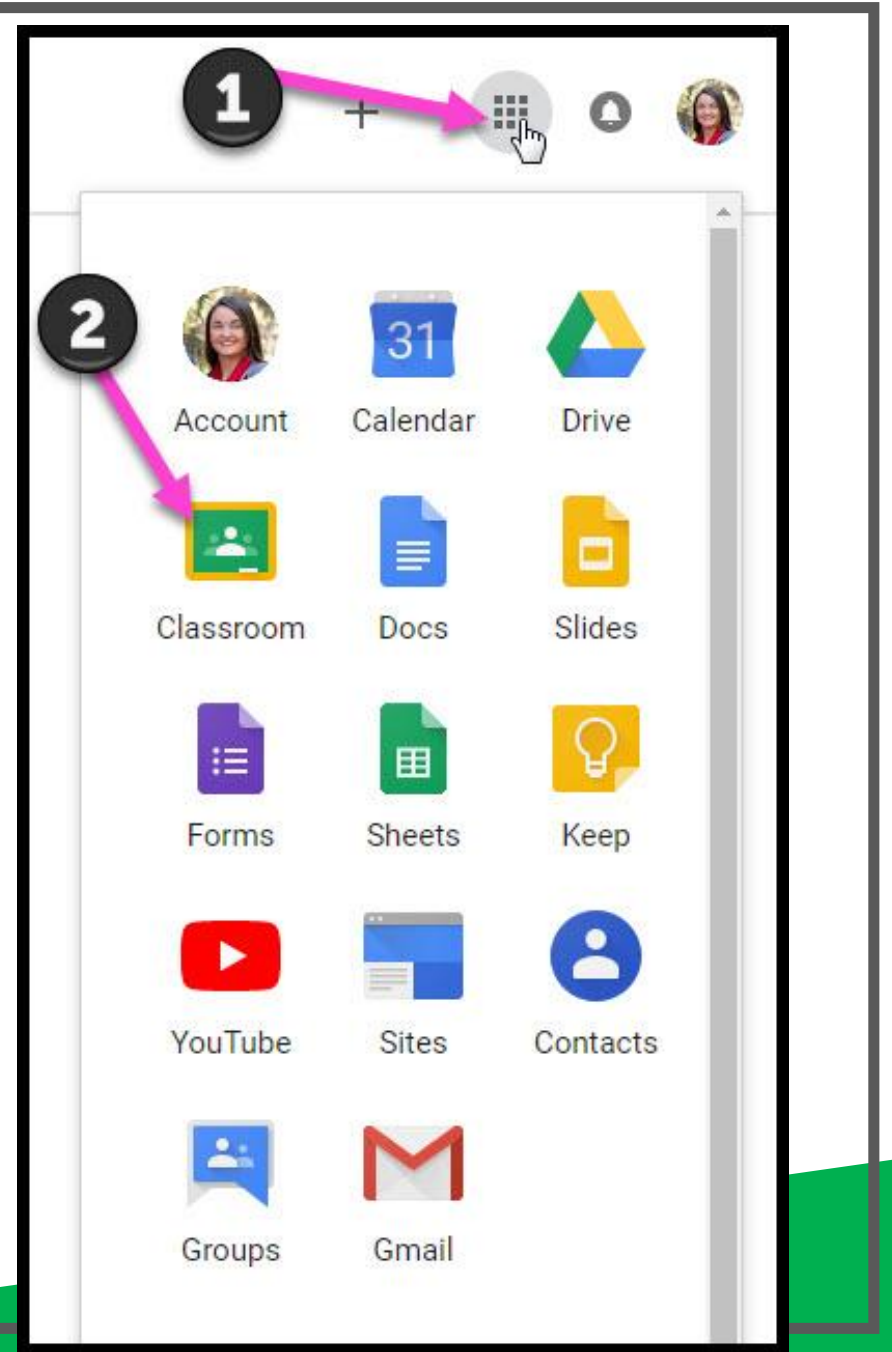


GROUPS

Navigating Classroom

1

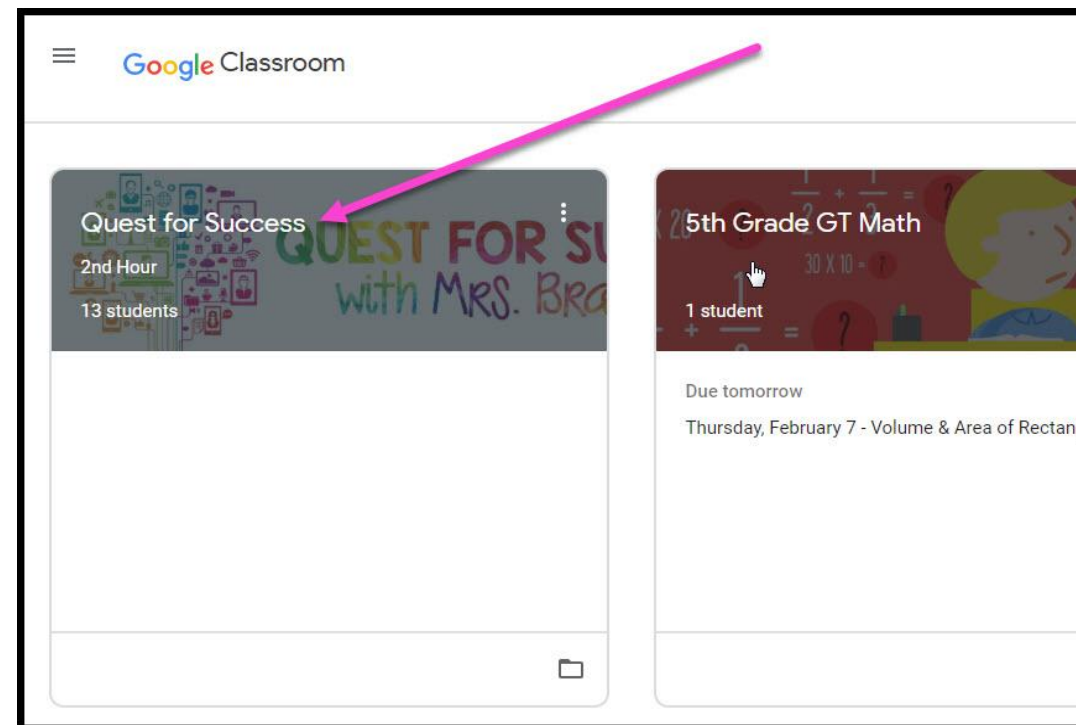
Click on the waffle button and then the Google Classroom icon.



Navigating Classroom

2

Click on the class you wish to view.

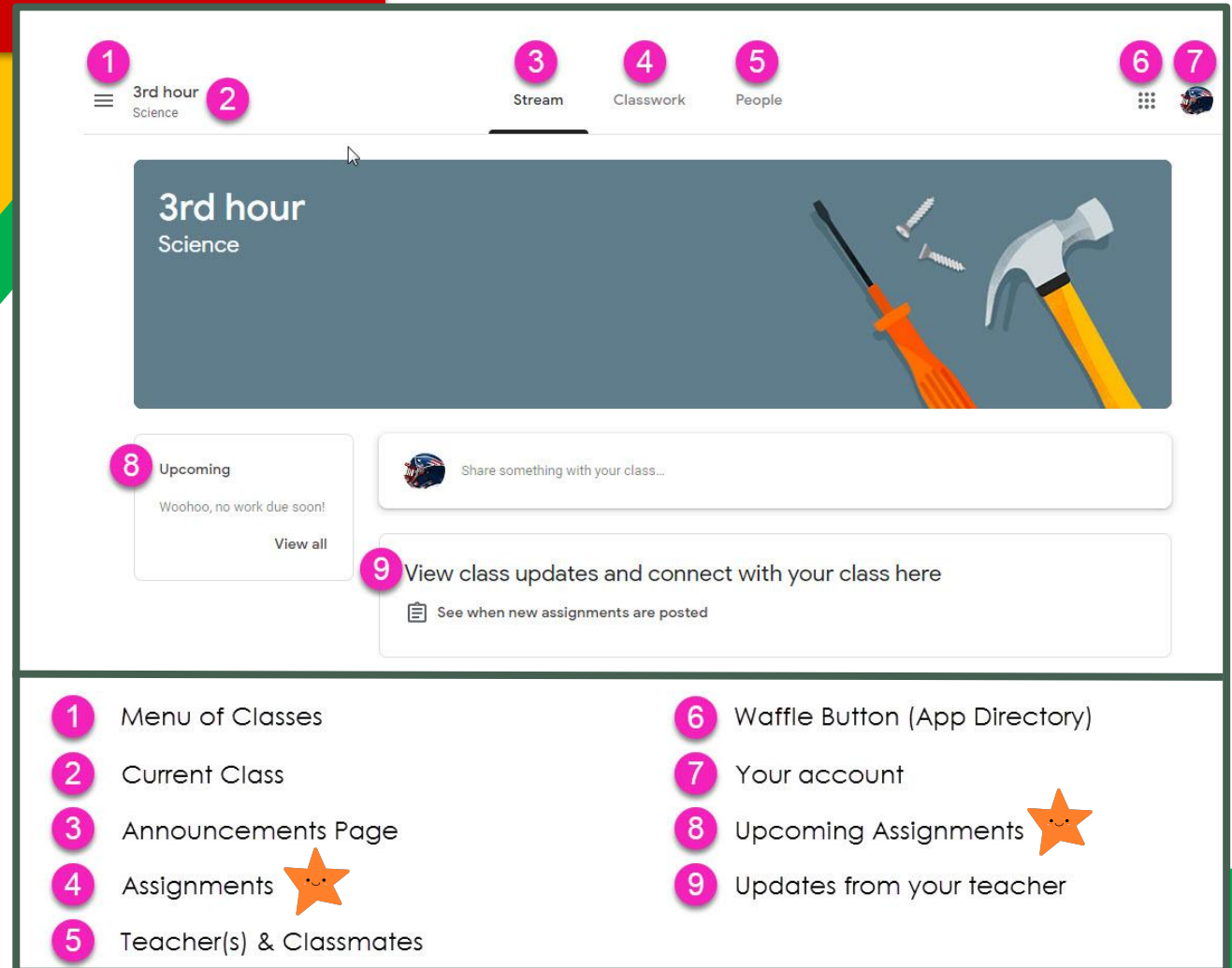


Navigating Classroom



 = High Interest for Parents

3

Page tools
(Left side)



The screenshot shows the Classroom app interface for a class named "3rd hour Science". The interface includes a top navigation bar with tabs for Stream, Classwork, and People. A main content area displays the class name and a banner image of tools. Below this, there are sections for "Upcoming" assignments and a "Share something with your class..." input field. A bottom section shows class updates and a link to "See when new assignments are posted".

- 1 Menu of Classes
- 2 Current Class
- 3 Announcements Page
- 4 Assignments 
- 5 Teacher(s) & Classmates
- 6 Waffle Button (App Directory)
- 7 Your account
- 8 Upcoming Assignments 
- 9 Updates from your teacher

Navigating Classroom

4

Assignment
details

The screenshot shows the Classroom interface with the following elements and callouts:

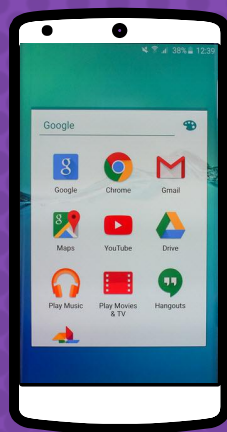
- 1** Classwork Tab
- 2** View your work
- 3** Google Calendar
- 4** Class Drive folder
- 5** All topics
- 6** Benchmark Tests
- 7** For the Week of September 2 - 6
- 8** Due Today
- 9** Assigned
- 10** Attached files/links
- 11** View Assignment

The interface displays the following content:

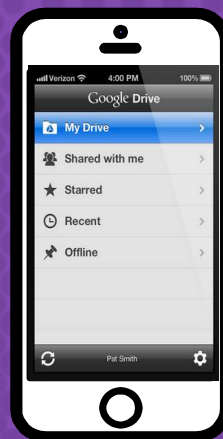
- Stream, Classwork, People tabs
- View your work, Google Calendar, Class Drive folder
- All topics, Benchmark Tests, Daily Lesson Files, Assessments, Back to School, Resources
- Benchmark Tests: STAR Math Benchmark Test - BOY (Due Sep 3)
- Daily Lesson Files: For the Week of September 2 - 6 (Due Today)
- Posted Sep 3
- Monday - NO SCHOOL (Labor Day)
- Tuesday - Multistep Equations (Also STAR Math Benchmark)
- Wednesday - Variables on Both Sides
- Thursday - Infinite & No Solution Equations
- Friday - Algebraic Proportions
- Day 1 - Multistep Equatio... PDF
- Day 2 - Variables on Both... PDF
- Day 3 - Infinite & No Solu... PDF
- Day 4 - Algebraic Propor... PDF
- View Assignment

1	Classwork Tab	5	Topics available	9	Assignment Status
2	See your Grades	6	Topic Headings	10	Attached files/links
3	See Due Dates	7	Assignment Title	11	Click to view assignment
4	View your files	8	Assignment Due Date		

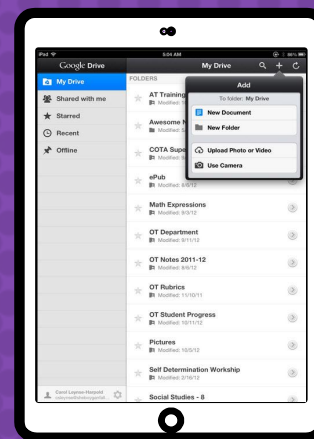
ACCESS **ANYWHERE**



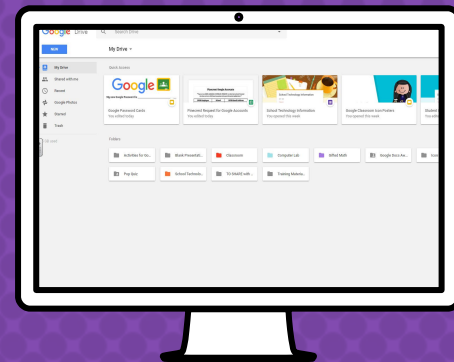
ANDROID



IPHONE



TABLET



DESKTOP



GOOGLE APPS

allow you to edit Google
assignments from
any device that is connected
to the internet!



Download on the
App Store



GET IT ON
Google Play

QUESTIONS?



Email me at

INFO@ARGYLECSD.ORG